

# THE CUSTOM STREET NAME SYSTEM



## Necessities:

- ◆ Select a Street Sign Blade, Shape and Size\*
- ◆ Select a Bracket\*
- ◆ Select a Post Top Finial
- ◆ Select a Post Length

## TO CREATE A CUSTOM STREET NAME SYSTEM:

## Accessories:

- ◆ Post Bases
- ◆ Traffic Signs & Sign Frames
- ◆ Break-a-way Compliant Post Support
- ◆ Custom Color Powder Painting

\* Street signs and brackets may be mounted in the Standard, Inverted, and Offset Configurations

Detailed Specification Sheets & Order Forms may be obtained by downloading the pdf files at [www.cpcsigns.com](http://www.cpcsigns.com) or by calling CPC



O1001J 30 x 11  
O1001C 36 x 13.5



O1025J 30 x 10  
O1025C 36 x 12



O1004J 30 x 11.5  
O1004C 36 x 14.25



O1016J 30 x 12.5  
O1016C 36 x 15



O1003J 30 x 9.5  
O1003C 36 x 12.75

## STEP 1

### Choose a Sign Blade Size:

#### 30" Sign Blade

- ◆ For use on low volume roads with Speed Limits 25 MPH or less
- ◆ 4" Letter Height *minimum*
- ◆ Use with *any* CPC 30" Ornamental Brackets



#### 36" Sign Blade

- ◆ For use on higher volume, conventional roads with Speed Limits over 25 MPH
- ◆ 6" Letter Height *minimum*
- ◆ Use with *any* CPC 36" Ornamental Brackets



NOTE: Sign Sizes do NOT include 3/4" lip

## STEP 3

### Choose a Post Top Finial:

- ◆ Post Top Finials are powder painted Satin Black to match post and brackets.
- ◆ 3 black set screws to attach to the post are included. *The allen wrench to tighten set screws is NOT included.*



OPA657MD  
Pineapple Top Finial



OPA9516MD  
Spearg Top Finial

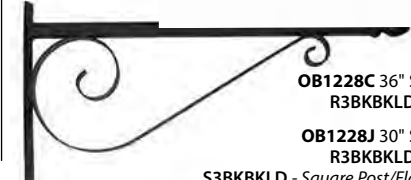
## STEP 2

### Choose a Bracket:

- ◆ Brackets are powder painted Satin Black to match posts and finials.
- ◆ Black 1/4" x 1" torx head screws included to attach posts and signs.
- ◆ Ask for square back plate if you intend to mount brackets to a flat surface.
- ◆ Round Post and Square Post/Flat wall mount available.
- ◆ 30" and 36" sizes for mounting the corresponding size sign.

OB1227C 36" Dogwood Bracket  
R3BKBKLD - Round Post

OB1227J 30" Dogwood Bracket  
R3BKBKLD - Round Post  
S3BKBKLD - Square Post/Flat Wall Mount



OB1228C 36" Scroll Bracket  
R3BKBKLD - Round Post

OB1228J 30" Scroll Bracket  
R3BKBKLD - Round Post  
S3BKBKLD - Square Post/Flat Wall Mount

The modular nature of the system allows you to coordinate your street name signs, way-finding signs, mailboxes, entrance signs, and more while creating a decorative look for your town or neighborhood.

CPC is a leader in the Traffic Sign Industry. We pass our knowledge on to you regarding the most current federal regulations governing the manufacture and mounting of traffic and street signs. These regulations deal with subjects such as break-a-way supports, minimum retro-reflectivity, and private roads open to public travel. MUTCD information can be found throughout this catalog to help determine the best products for all your needs.

STEP  
**4**

**Choose a Post Size:**



OPR123BK  
OPR133BK

- ◆ 3" O.D. and 12' or 13' long
- ◆ Powder painted Satin Black to provide a durable, decorative finish.
- ◆ Pre-drilled to accept 2 brackets either standard, inverted, or offset.
- ◆ **NOTE: Posts *must* ship truck line.**
- ◆ Other sizes are available.
- ◆ Please call a customer service specialist for specification sheets and for pricing on accessories not listed, such as break a way systems and anchors.

STEP  
**5**

**Choose a Post Base:**



OPA9993

**27" Tall Aluminum Base**

- ◆ Pre-painted Satin Black and fabricated.
- ◆ Attach directly to a 3" round post with 3 black set screws, *included*.
- ◆ NOTE: Posts *must* be ordered separately.



OPR123BK8397

**8 1/4" Tall Base**

- ◆ The 8 1/4" base is welded to the 12' post and powder painted Satin Black.


STEP  
**6**

**Choose Configuration:**

- ◆ Your traffic signs can be made to match our custom street name system by simply adding frames and black backs to your traffic signs.
- ◆ Our frames come in rectangle, square, diamond, and octagon shapes to fit standard MUTCD signs.
- ◆ They are also powder painted Satin Black to give them a durable, decorative finish.



Standard Configuration



Offset Configuration




Inverted Configuration

**MUTCD**

Ground mounted sign and mailbox supports shall be breakaway, yielding, or shielded with a longitudinal barrier or crash cushion if within the clear zone.

# ★ U-Channel Posts & Accessories

★ U-CHANNEL   ★ SQUARE   ★ ROUND   ★ UNIVERSAL



- ◆ U-Channel posts are manufactured from high tensile steel.
  - ◆ Available in your choice of hot dip Galvanized or Green paint finish.
  - ◆ Punched full length with 3/8" holes on 1" centers.
  - ◆ Measured by length and pounds per foot.
  - ◆ Other lengths and weights available in 50 piece bundles.
  - ◆ Call for a quotation.
- NOTE: POSTS TALLER THAN 8' MUST SHIP TRUCK LINE.*

Stock #	Size	Finish
RPOCG0352*	3.5FT • 2LB	Galvanized
RPOCG061	6FT • 1.12LB	Galvanized
RPOCG071	7FT • 1.12LB	Galvanized
RPOCG062	6FT • 2LB	Galvanized
RPOCG082	8FT • 2LB	Galvanized
RPOCG0925	9FT • 2.5LB	Galvanized
RPOCG102	10FT • 2LB	Galvanized
RPOCG122	12FT • 2LB	Galvanized
RPOCG123	12FT • 3LB	Galvanized
RPOCP0352*	3.5FT • 2LB	Green
RPOCP061	6FT • 1.12LB	Green
RPOCP062	6FT • 2LB	Green
RPOCP072	7FT • 2LB	Green
RPOCP082	8FT • 2LB	Green
RPOCP102	10FT • 2LB	Green
RPOCP122	12FT • 2LB	Green

## Sign Saver

Place between sign and post and sign will not bend from over tightening.



## Anchor Plate

Galvanized anchor plate keeps post firmly in place.



\* Base Posts for Breakaway Feature


# ★ U-Channel Break-A-Way Systems



RPOCZSAFETYSPLICE for 1-2 1/2 lb posts  
RPOCZSAFETYSPLICE3 for 3-4 lb posts

## Safety Splice System

- ◆ Ingeniously simple design by Chicago Heights Steel.
- ◆ FHWA & AASHTO approved.
- ◆ Posts to 4 lbs.
- ◆ Two special bolts & spacers join base post to top post.



## Lap Splice System

- ◆ Economical breakaway system by Marion Steel.
- ◆ FHWA & AASHTO approved
- ◆ Posts to 4 lbs. Two special bolts & spacers join base post to top post.

RPOCZLAPSPLICE Silver for 2-2½ lb posts 1/2" x 3/4" x 5"  
RPOCZLAPSPLICEG Gold for 3-4 lb posts 1/2" x 3/4" x 5"

# ★ U-Channel Post Hardware

## Standard System



## Special System




## Vandal Proof System



## Rivets & Rivet Gun



## ★ Round Posts and Brackets



- ◆ 2 3/8" O.D. Round galvanized steel posts available in 10' and 12' lengths
- ◆ Wall thickness is .065" (16 gauge)

Round Posts  
**RPORG10**  
 10 FT. x 2 3/8" O.D.  
**RPORG12**  
 12 FT. x 2 3/8" O.D.



**RPBRPCLCAP**  
 Closure Cap



**RPBRPCDC250**  
 Dome Cap

- ◆ For mounting sign to 2 3/8" O.D. round post.
- ◆ Single or back to back brackets and closure caps are available.



**RPBZ238** Single  
**RPBZ300** for 3" O.D. Post



**RPBZBB832**  
 Back to Back

**NOTE:**  
**THESE POSTS**  
**MUST SHIP**  
**TRUCK LINE.**

## ★ Round Post Break-A-Way Systems

### Round Post Anchor Plate

Solve your round post anchoring problem with these anchor plates designed to keep post from turning and reducing the need for concrete.




**BA080APLATE238**  
 Fits 2 1/8" - 3"  
 Diameter Posts  
 7.75" X 6.0"  
 0.3 Lbs Net Wt.



**RH141HEX**  
 Self Tapping Metal Screw  
 (2 Required)



**RH141HEXSETTER**  
 Driver For Screws



POST  
 WEDGE  
 SOCKET

POZ-LOC® Socket System - a simple, cost effective way to install small signs without digging, concrete, threading, or nuts and bolts. Simple to use, a socket assembly includes a 27" socket & wedge. *Post is not included.*

**RPORZPOZLOCSW**  
 for 2 3/8" O.D. Post

## ★ Square Posts

Upright Post		Base Post/ Sleeves	
Part #	Size	Part #	Size
<b>RP0SG0814175</b>	8' 14 Gauge 1.75"	<b>RP0SG03122</b>	3' 12 Gauge 2.00"
<b>RP0SG1014175</b>	10' 14 Gauge 1.75"	<b>RP0SG0312225</b>	3' 12 Gauge 2.25"
<b>RP0SG1214175</b>	12' 14 Gauge 1.75"	<b>RP0SG0151225</b>	1.5' 12 Gauge 2.50"
<b>RP0SG08142</b>	8' 14 Gauge 2.00"	<b>RP0SG025122</b>	2.5' 12 Gauge 2.00"
<b>RP0SG10142</b>	10' 14 Gauge 2.00"	<b>RP0SG035122</b>	3.5' 12 Gauge 2.00"
<b>RP0SG12142</b>	12' 14 Gauge 2.00"		
<b>RP0SG051215</b>	5' 12 Gauge 1.5"		
<b>RP0SG0512175</b>	5' 12 Gauge 1.75"		

**NOTE: POSTS TALLER THAN 8'**  
**MUST SHIP TRUCK LINE.**




- ◆ Superior torsional strength with easy, safe installation by hand or with power equipment.
- ◆ Convenient sign mounting before installation.
- ◆ Versatile, 4-sided sign mounting, at any height.
- ◆ Fast and economical replacement of damaged sign posts.
- ◆ Re-usable materials.
- ◆ FHWA-approved yielding capability.
- ◆ Other sizes, gauges, & lengths available.

## ★ Square Post Hardware & Break-A-Way Systems

### ★ V-Loc Post Anchors

*Models available for concrete, asphalt or soil installation to fits a variety of post types and sizes.*



Round Post      Square Post      U-Channel Post

### V-loc Post Anchors

- ◆ **FLUSH MOUNT** Helps prevent vehicle rollovers.
- ◆ **NCHRP 350 APPROVED** Allows product to breakaway when hit by vehicle.
- ◆ **GUARANTEED REUSABILITY** Saves time and money for customer.
- ◆ **STABILIZER BAR & BOLT** Anti-twist and turning.
- ◆ **YIELD AND RELEASE METHODS** Allocates time for post to pop up, allows drivers to drive thru.



**RHRDRIVEA**  
 Aluminum Drive Rivet  
 for square post



### Breakaway Anchor Installation

A POZ-LOC® Performance Post anchor can be driven into the ground first, allowing crews to work at ground level for quicker, cost-effective installations or replacement of damaged signposts.



**RPBSP175PCAP**  
**RPBSP2PCAP**  
 Pyramid Cap



**RHBCORNERBOLT25**  
 Corner bolt to mount top post to base post. (up to 2.5")  
 Choose a nut from page 18.

## Drive Caps & Post Drivers • Pullers



**RPEDMHDH8**  
One Man Post Driver  
65" Long - 47 Lbs.  
3 5/8" I.D.

**RPEDCHRP100**  
Steel 2 3/8" Round Post  
Drive Cap - 3 Lbs

**RPEDCH30100**  
Steel 2# U-Channel  
Drive Cap - 4.5 Lbs

**RPEDCH17BIGBOYDRIVE**  
Big Boy 3-4# U-Channel  
Drive Cap - 18 Lbs

The Jack Jaw's patented jaw mechanism provides a positive grip that prevents strain and gives you a 16:1 mechanical advantage. The Jack Jaw 500 series super pullers, also available.

- RPEPJACKJJ0300** (u-channels)
- RPEPJACKJJ0304** (2-2 1/2" squares)
- RPEPJACKJJ0305** (2 3/8" O.D. rounds)

**RPEPH7**  
Jack Base and  
Heavy Duty Handle  
(Puller Not Included)

**RPEPH4A**  
Detachable Puller  
Use with  
RPEPH7

**RPEPUJACK**  
U-Jack U-Channel  
Square Post Puller  
(Detachable puller  
NOT required)

**RPEPEZCRANK**  
E-Z CRANK POST PULLER  
Pull post, including post mounted  
in concrete, out of the ground with  
no effort and no mess.  
(Detachable puller NOT required)

**RPEEPL3**  
Hydraulic Post  
Puller Jack

## Super-Lok Premium Brackets

**SUPER-LOK Premium Brackets - 5 1/2" slot includes hardware for Flat (F) or Extruded (X) sign blades.**



**RPB990F**  
**RPB990X**  
Crosspiece



**RPB457F**  
**RPB457X**  
45° Universal  
\*(100/box)



**RPB91UF-NU180**  
**RPB91UX-NU180**  
180° U-Channel Cap



**RPB91UF-OL90**  
**RPB91UX-OL90**  
90° U-Channel Cap



**RPB922F**  
**RPB922X**  
Round Post Cap  
2 3/8" OD



**RPB975QF** **RPB975QX**  
2" Square Post Cap  
**RPB1345QF** **RPB1345QX**  
1 3/4" Square Post Cap

**ORDER Individually or in Boxes of 50\***

\* 45° Universal comes 100/box

## 12" Jumbo Brackets



**RPB412CF**  
**RPB412CX**  
Crosspiece (10/box)



**RPB412UFOL90**  
**RPB412UXOL90**  
90° U-Channel Cap  
U-Channel (30/box)



**RPB412UFNU180**  
**RPB412UXNU180**  
180° U-Channel Cap  
U-Channel (30/box)



**RPB412RF**  
**RPB412RX**  
Round Post Cap (25/box)  
2 3/8" OD



**RPB412SQF**  
**RPB412SQX**  
2" Square Post Cap(30/box)  
**RPB412SQF134**  
**RPB412SQX134**  
1 3/4" Square Post Cap (30/box)

## Rok-Pruf Econo Brackets

**ORDER Individually or in Boxes of 100**



**RPB390**  
Crosspiece



**RPBROKPRUF1**  
180° U-Channel Cap



**RPBROKPRUF2**  
Round Post Cap 2 3/8" OD

**ROK-PRUF Econo Brackets 3 3/8" Slot for Flat Blades. Includes hardware.**

## Miscellaneous Brackets

Code F = Flat Blade   Code X = Extruded Blade



Add-On Brite-Max Post Reflectors for enhanced safety and visibility!

**CHEVRONS**  
Add Visibility to High Risk Areas



**RPB827F**  
**RPB827X**  
4"X4" Wood Post



**RPBM317F**  
**RPBM317X**  
Decorative Top Finial



**BA080SAVER**  
3" X 3" Chain link Fence Bracket Sign Saver



Installing **Sign Savers** between the sign and the U-Channel Post prevents bending of signs from over tightening.

## Bracket Hardware • Tools



**RHBHP76**  
Button Head Vandal Resistant Bolt (100/Box)



**RHBSK56**  
Standard Set Screw 100/Box



**RHBSSK56**  
Stainless Steel Set Screw (100/Box)



**RHBPRP38**  
Center Pin Set Screw 100/Box

May Be ORDERED Individually



**RHBVPA12**  
12 Point Vandal Resistant Bolt (100/Box)



**RHBVPA12T43**  
12 Point Tool For RHBVPA12

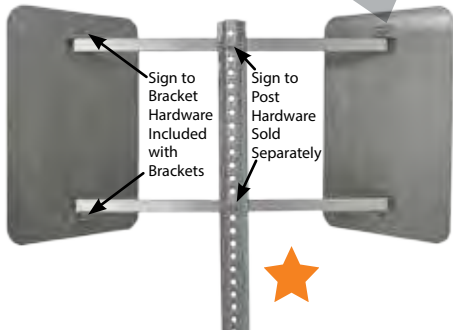


**RHBSSKT100**  
Allen Wrench Tool For Set Screws and RHBHP76



**RHBSSKF100**  
Allen Wrench Tool For Set Screws and RHBHP76

For Maximum Visibility use Fluorescent Yellow Chevrons. Call for a quote.



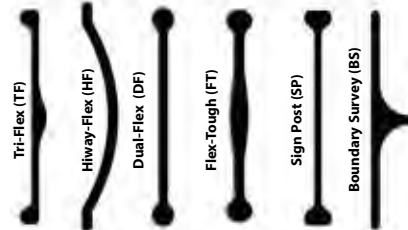
Item #	Description
RPBCAB2	Chevron Adjustable Bracket Fits 12x18, 18X24 & 24X30 Chevrons
RPBCAB3	Chevron Adjustable Bracket Fits 24X30 & 30X36 Chevrons
S1824W18(X)A	18" x 24" Chevron Sign
S2430W18(X)A	24" x 30" Chevron Sign
RPOCG123	12FT • 3LB Galvanized U-Channel Post
RHB51625C	5/16" X 2 1/2" Zinc Carriage Bolt
RHW516NYLON	5/16" Nylon Washer
RHN516VPA	5/16" Breakaway Vandal Proof Nut
BA080(X) (XX)0330BM	3" x 30" Brite-Max Reflector

## Glasform Markers

### Flexible Markers for Highways



RPOFDGG(TF)(XX)(XX)  
SERIES LENGTH COLOR



#### Also Available:

- ◆ Hiway-Flex, Sign Post, and Boundary Survey Markers.
- ◆ High Intensity reflective sheeting in White or Yellow; 3" x 9" or 3" x 12" lengths.
- ◆ Decals or other sizes, colors, and grades of reflective sheeting.
- ◆ Anchor Barbs, Drivers, Pullers, and Pilot Hole Drivers.

- ◆ **TRI-FLEX:** This 3-rail marker is one of the most common designs but has been improved by rounding of the back rib. This allows for easier reflective sheeting application and the stress from impacts is spread over a wider area. **Colors:** White, Yellow, Orange, Red, Blue, Green and Purple | **Lengths:** 62", 66" or 72".

- ◆ **FLEX-TOUGH:** Our newest marker is specially designed with a thicker middle section for easier installation into hard soil surfaces. This marker is perfect for applying sheeting on both sides and has tested "superior" to the competition in independent third party impact testing. **Colors:** White, Yellow, Orange, Red, Blue, and Green | **Lengths:** 62", 66" or 72".

- ◆ **DUAL-FLEX:** Because of its increased flexibility and flat area on both sides, the Dual-Flex marker is used primarily on trails and secondary roads where two direction marking is required. **Colors:** White, Yellow and Brown **Lengths:** 62", 66" or 72".

Allows Sign to *Swing Freely* in the Wind.



Sign Length	Number of Brackets	Inset Distance from Edge of Sign
up to 42"	1	centered
42" - 66"	2	3"
67" - 84"	2	6"
85" - 102"	2	12"
103" - 120"	2	16"
over 120"	3	centered & 16"



RPBOHCPCSWING

**HEAVY-DUTY**

- ◆ Heavy-duty, 4 and 8 gauge steel
- ◆ 3-way adjustable
- ◆ Net weight 4.8 lbs.
- ◆ Mounts on cables up to 3/8"
- ◆ Pre-assembled for quick hassle free installation

IN STOCK • May Be ORDERED Individually or in a Box of 10



**MEDIUM-DUTY**

RPBOHCOMM77

- ◆ Made from plated steel and aluminum
- ◆ 3-Way adjustable (rather than swivels, etc)
- ◆ Mounts on cables up to 3/8"
- ◆ Pre-assembled for quick hassle free installation



**LIGHT-DUTY**

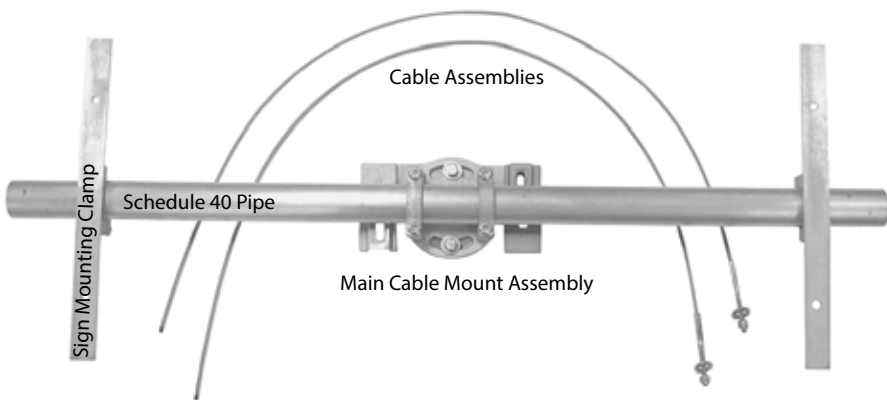
RPBOHGR80

- ◆ Made from cast aluminum
- ◆ Recommended for Traffic Signs ONLY - up to 24" x 30"
- ◆ Mounts on cables up to 3/8"
- ◆ Unassembled



## Overhead Mast Arm "Mast-o-Brackets"

### HEAVY-DUTY



KIT ITEM #	Fits Signs Sizes	Main Cable Mount Assembly KIT QTY	50" Cable Assemblies KIT QTY	1.5" diameter Schedule 40 Pipe LENGTH	16" long Sign Mounting Clamps KIT QUANTITY
RPBOHMWCM30036	up to 36"	1	2	24" long	2
RPBOHMWCM30048	37" - 48"	1	2	32" long	2
RPBOHMWCM30066	49" - 66"	1	2	44" long	4
RPBOHMWCM30084	67" - 84"	1	2	64" long	4
RPBOHMWCM30096	85" - 96"	1	2	82" long	6
RPBOHMWCM30120	97" - 120"	1	2	94" long	6

#### Main Cable Mount Assembly

**RPBOHMWCMZ8214** - The main assembly is the bracket at the center of the Mast-O-Bracket system.

#### Cable Assembly

**RPBOHMWCMZ8213** - (2 required per mount) Length: 50" including threaded connector, 1.5" long 3/8"-16 TPI and 1.375" long 5/16" HEX. Nylon locking nut with washer provided. Free end of cable welded to prevent fraying.

#### Sign Mounting Clamp

The number of sign mount clamps are determined by the length of sign and should be spaced accordingly. Refer to chart (shown at left).

**RPBOHMWCMZ8300** - 8" Sign Mounting Clamp for using 12" signs with the Mast-o-Bracket.

**RPBOHMWCMZ8301** - 16" Sign Mounting Clamp for using 18" or larger signs with the Mast-o-Bracket.

#### Schedule 40 Pipe (1.5" Diameter - No Slot)

**RPBOHMWCMZP24** - 24" long pipe for up to 36" sign

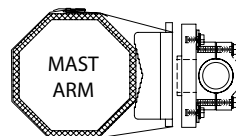
**RPBOHMWCMZP32** - 32" long pipe for 37" - 48" sign

**RPBOHMWCMZP44** - 44" long pipe for 49" - 66" sign

**RPBOHMWCMZP64** - 64" long pipe for 67" - 84" sign

**RPBOHMWCMZP82** - 82" long pipe for 85" - 96" sign

**RPBOHMWCMZP94** - 94" long pipe for up to 97" - 120" sign



#### Attachment to Mast Arm Options:

Use Stainless Steel Cables with Hardware provided in kits. Other cable lengths available. All kits come unassembled. Call for quote.

## Overhead Mast Arm Brackets



### MEDIUM-DUTY

**RPBOHCOM88**

- ◆ Medium-Duty, made from plated steel and aluminum
- ◆ Use stainless steel strapping for mounting (sold separately)
- ◆ Pre-assembled for quick hassle free installation
- ◆ May be ordered individually or in a box of 10



**RHSLA**  
Snap Lock Assembly



**RHSS3430** 3/4"x.030"x100"  
Stainless Steel Strapping

**MORE**  
Brackets,  
Strapping,  
Hardware  
& Tools  
AVAILABLE



# Brackets for Signal or Utility Pole Mounting

Strap or Bolt to Post or Wall



**RPBCT8**  
14.5" Long Flat or Extruded (10/Box)

**RPBCT800**  
24" Long Flat or Extruded (25/Box)



**RPBCT4**  
4.5" x 2.5" Flat Blades (50/Box)



Bell Wing Bracket  
**RPBCTBW12** - 12" (50/Box)  
*(Requires single strap)*  
**RPBCTBW18** - 18" (50/Box)  
**RPBCTBW24** - 24" (25/Box)  
Sign attaches with 5/16" bolts.  
Hardware NOT Included.

Bracket Hardware & Tools Sold Separately



**RHSLA**  
Snap Lock Assembly



**RHSSKT100**  
Allen Wrench Tool  
For Set Screws and RHBHP76



**RHSSK56**  
Stainless Steel Set Screw (100/Box)



**RHSSHB516**  
5/16"x18x3/4" Stainless Steel Bolt



**RHSSHN8**  
5/16" Stainless Steel Nut

# Stainless Steel Strapping Kits & Tools

## Snap Lock Assembly



**RHSLA**  
Snap Lock Assembly

Screw type hose clamp style for sign mounting. Needs only a screwdriver to tighten.

1/2" X 38" strap length to fit post diameters from 1 3/4" to 12 1/4".

## Buckle Bracket Kit

### RHSSB7

Each kit contains everything needed, including hardware, to mount (1) one sign to a post that is 4" - 12" in diameter.



BACK



FRONT

## Build Your Own Kit



**RHSSBPLUS4**  
Plus 4 Sign Bracket  
For Posts Over 4" in Diameter



**RHSSBMINUS4**  
Minus 4 Sign Bracket  
For Posts 4" in Diameter or Less



**RHSSBC**  
Cantilever Sign Bracket



**RHSSHB3465**  
Buckle for .030" or thicker strapping



**RHSSHWS06**  
Wing Seal for .025" or thinner strapping



**RHSS3420** 3/4"x.020"x200"  
**RHSS3425** 3/4"x.025"x100"  
**RHSS3430** 3/4"x.030"x100"  
Stainless Steel Strapping



**RHSSHN8** 5/16" Stainless Steel Nut  
*(Only required for cantilever bracket)*



**RHSSHB516**  
5/16"x18x3/4" Stainless Steel Bolt



**RHSSBC**  
Cantilever Sign Bracket

CHOOSE Stainless Steel Bracket and ADD Nuts & Bolts to attach signs.



**RHSSBPLUS4**  
Plus 4 Sign Bracket  
For Posts Over 4" in Diameter



**RHSSBMINUS4**  
Minus 4 Sign Bracket  
For Posts 4" in Diameter or Less



**RHSSHB516**  
5/16"x18x3/4" Stainless Steel Bolt



**RHSSHN8** 5/16" Stainless Steel Nut  
*(Only required for cantilever)*

Special Stainless Steel Alloys Available for Saltwater Environments. Call for Details

## Strapping Tools



**RHSSMODELC1**  
Strap Cutter



**RHSSMODELP1**  
Ratchet Type Strapping Tool

**RHSSMODELCO1**  
Spinner Type Strapping Tool



- ✓ Superior daytime visibility
- ✓ High reflectivity at night
- ✓ Reinforced toughness
- ✓ Extended season productivity
- ✓ Easy application



## 380 ES Series Extended Season High Performance Tape

**Solid Non-Linered:** RPMTRA380IES - white | RPMTRA381I ES - yellow  
 Sizes: 20 yds (48") | 30 yds (4", 5", 6", 8", 10", 12", 16", 18", 24") | 80 yds (8") | 100 yds (4", 5", 6")

**Solid Non-Linered:** RPMTRA385IES - black Sizes: 25 yds (4", 6", 8", 12", 24")

**Contrast Non-Linered:** RPMTRA380I5ES - white | RPMTRA381I5ES - yellow  
 Sizes: 50 yds (7", 8", 9", 11" includes 1 1/2" black border)

- ◆ May be applied in temperatures as cool as 40 degrees F.

## 380 AW Series ALL Weather High Performance Tape

**Solid Non-Linered:** RPMTRA380AW - white | RPMTRA381AW - yellow  
 Sizes: 20 yds (48") | 25 yds (4", 5", 6", 8", 10", 12", 16", 18", 24") | 60 yds (8") | 70 yds (4", 5", 6")

**Contrast Non-Linered:** RPMTRA380AW5 - white | RPMTRA381AW5 - yellow  
 Sizes: 50 yds (7", 8", 9", 11" includes 1 1/2" black border)

- ◆ Includes "extended season" adhesive for application during normal season, or during early/late season with surface prep adhesive.

## 270 ES Series Intersection Durable Tape

**Solid Non-Linered:** RPMTR270ES - white | RPMTR271ES - yellow  
 Sizes: 20 yds (48") | 30 yds (4", 6", 8", 12", 16", 18", 24", 36") | 100 yds (4", 6")

- ◆ Exceptionally durable, long-lasting visibility, ideal for intersections.

## 710 Series Wet Reflective Removable Tape

**Solid Non-Linered:** RPMTRA710 - white | RPMTRA711 - yellow  
 Sizes: 20 yds (48") | 40 yds (4", 6", 8") | 120 yds (4", 5", 6")

**Contrast Non-Linered:** RPMTRA7105 - white | RPMTRA7115 - yellow  
 Sizes: 65 yds (7", 8", 9" includes 1 1/2" black border)

**Solid Non-Linered:** RPMTRA715 - black Sizes: 40 yds (6", 8") | 120 yds (6", 8")

- ◆ Designed to perform for the duration of a normal construction season.
- ◆ Superior adhesion and conformability, fast and easy to apply and remove, and eliminates grinding.

## 380IES Series • 380AW Series • 270ES Series • 710 Series Pre-Cut Legends, Symbols and Arrows

Symbols, Letters, Arrows Code  
 RPMTRMSL(XXXX)(XX)  
 1234 indicates availability in Series  
 Series Code  
 380IES<sup>1</sup> • 380AW<sup>2</sup> • 270ES<sup>3</sup> • 710<sup>4</sup>

AHEAD AH <sup>1234</sup>	BIKE B4 <sup>123</sup>	BUS BU <sup>123</sup>	LANE L4 <sup>123</sup>	IMPH M8 <sup>123</sup>	MERGE ME <sup>1234</sup>	ONLY ON <sup>1234</sup>	IPED PE <sup>123</sup>
R R <sup>123</sup>	R R <sup>78</sup>	SCHOOL SC <sup>1234</sup>	SLOW SL <sup>123</sup>	STOP ST <sup>1234</sup>	XING XI <sup>123</sup>	YIELD YI <sup>1234</sup>	BK BK <sup>123</sup>
4 FT or 8 FT TALL K4 <sup>1234</sup>   K8 <sup>1234</sup>	RIGHT or LEFT Facing RK6 <sup>1234</sup>   LK8 <sup>1234</sup>	SH SH <sup>1234</sup>	HC HC <sup>1234</sup>	LEFT LA <sup>1234</sup>	RIGHT RA <sup>1234</sup>	LEFT LD <sup>1234</sup>	RIGHT RD <sup>1234</sup>
LEFT LE <sup>123</sup>	RIGHT RE <sup>123</sup>	SA SA <sup>123</sup>	SE SE <sup>123</sup>				

# 3M™ Snow Plowable Pavement Markers



Series 190 (includes housing)	
<b>Applications:</b> Spot Delineation	
<b>Performance Features:</b> Dry/Wet Reflectivity	
Stock#	Description (100/Box)
RPMM190BB	2-Way BLUE/BLUE
RPMM190GG	2-Way GREEN/GREEN
RPMM190W	1-Way WHITE
RPMM190WR	2-Way WHITE/RED
RPMM190WW	2-Way WHITE/WHITE
RPMM190WY	2-Way WHITE/YELLOW
RPMM190Y	1-Way YELLOW
RPMM190YR	2-Way YELLOW/RED
RPMM190YY	2-Way YELLOW/YELLOW

**SERIES 190**  
 Available as replacement markers or pre-installed markers in snowplowable castings. Markers provide highly effective, long-term nighttime and wet reflective visibility in snow plow regions.

- ◆ Prismatic lens with abrasion-resistant coating
- ◆ Engineered polycarbonate body and lens; durable, impact- and weather-resistant
- ◆ Diamond Grade™ microprismatic optics provide wet and/or dry reflectivity and increases driver preview time

Series 194 (inset only)	
Stock#	Description (600/Box)
RPMM194W	1-Way WHITE
RPMM194Y	1-Way YELLOW

- ◆ For application to both asphalt and concrete road surfaces
- ◆ Designed to fit a wide range of cast-iron housings

Series 198 (includes housing)	
<b>Applications:</b> Long Lines, Ramps, Gore Markings and Curbs	
<b>Performance Features:</b> Wet Reflectivity	
Stock#	Description (100/Box)
RPMM198W	1-Way WHITE
RPMM198WR	2-Way WHITE/RED
RPMM198WW	2-Way WHITE
RPMM198Y	1-Way YELLOW
RPMM198YR	2-Way YELLOW/RED
RPMM198YY	2-Way YELLOW/YELLOW

# 3M Raised Pavement Markers



## SERIES 290

- ◆ Apply with standard bitumen and epoxy adhesives.
- ◆ Durable, lightweight, molded-in body color thermoplastic.
- ◆ Highly reflective Diamond Grade™ microprismatic optics.
- ◆ Long-life visibility, particular at night and in wet weather.
- ◆ Apply to asphalt or concrete surfaces in non-snowplow regions.
- ◆ Impact and abrasion resistant.
- ◆ Increase awareness with an added rumble effect.
- ◆ 100 per carton. In-Stock colors available individually.



## SERIES 290 with PSA

- ◆ Applied with pressure sensitive adhesive.
- ◆ Designed for application on asphalt and portland cement concrete road surfaces.
- ◆ These markers provide highly effective, long-life visibility, particularly at night and in wet weather.

## 4" Traffic Buttons



RPMMTD10500(W)N White  
RPMMTD10500(Y)N Yellow  
RPMMTD10500(B)N Black

- ◆ Raised hexagon pattern increases strength and adhesive surface area.
- ◆ Buttons made from polypropylene
- ◆ White (W), Yellow (Y), and Black (B)
- ◆ Available in ABS plastic and ceramic

6" & 8" Reflective Buttons AVAILABLE



## Chip Seal Temp Markers

RPMMC(W) 1 Way RPMMC(WW) 2 Way

- ◆ Polyurethane body allows mark to straighten itself after impact
- ◆ Reflective surface is protected by clear plastic cover
- ◆ Marker comes with adhesive attached
- ◆ White (W) or Yellow (Y), 1-way or 2-way
- ◆ 500/Box (Sold in box quantities only)



## Surface Mount Delineators

- ◆ Polymer based; will not crack or split
- ◆ 3 times the elasticity of conventional rubber bases
- ◆ 3" x 36" White with Yellow bands in stock
- ◆ Base adheres with marker adhesives
- ◆ Can absorb repeated high speed impacts
- ◆ Round and flat tubes available
- ◆ Numerous colors, lengths, and reflective combinations are available.
- ◆ Please call for a quotation.



RPOFDSTCF336WH3Y



## Marker Adhesive

Epoxy		
Stock#	Description	# Markers
RPMMAEPOXYABTUBE	A & B Tubes	12
RPMMAEPOXY(A)	1 Gal A Or B	200
RPMMAEPOXY(A)5GAL	5 Gal A Or B	1000

\* A And B Must Be Mixed Together

Don't See it? CALL US, we will get it!


## Rumble Strip



RPMRSTRIP Rumble Strip

- ◆ Physical and audible warning for motorist
- ◆ 4" X 24" x 1/2"
- ◆ 1.25 lbs
- ◆ Unique grip system for improved adhesion
- ◆ Made from a specially formulated glass filled polymer
- ◆ Adhere with marker adhesive

## Recycled Rubber Speed Bumps & Parking Curbs



- ◆ Made of 100% recycled rubber tires
- ◆ Embedded reflective glass beads
- ◆ Removable, flexible, durable
- ◆ Installs with 14" rebar spikes (1/2" masonry bit required)

Stock#	Description	Size	Spikes	Weight
RPMRRSB48	Speed Bump	4' x 2.25" x 11"	3	35 lbs.
RPMRRSB72	Speed Bump	6' x 2.25" x 11"	5	52 lbs.
RPMRRPC6YL	Yellow Parking Curb	6' x 6" x 4.25"	4	36 lbs.
RPMRRPC6BL	Handicap Blue Parking Curb	6' x 6" x 4.25"	4	36 lbs.
RPMRRSPIKE	Rebar Spike Pointed	14"		1.22 lbs.

## Pavement Marking Stencils

Symbols		
Stock#	Legend	Size
RPMS111A	HANDICAP SYM	42" x 33"
RPMS111	HANDICAP SYM	36" x 24"
RPMS112	HANDICAP SYM	18" x 12"
RPMS116A	"R" FOR RAILROAD	6'
RPMS117A	"X" FOR RAILROAD	20' (for 6' R)
RPMS124	FIRE HYDRANT & ARROW	18" x 33"
RPMS125A	PED XING SYM	36" x 60"
RPMS125B	BIKE LANE SYM	24" x 48"
RPMS126	BIKE LANE SYM	40" x 60"
RPMS126A	BIKE TRAIL SYM	65" x 40"
RPMS126C	BICYCLE DIAMOND	36" x 72"
RPMS120	STOP BAR	8' x 16"
RPMS120A	STOP BAR	8' x 24"

Arrows		
Stock#	Legend	Size
RPMS118	CURVED	8'
RPMS118A*	CURVED/STRAIGHT	12.75'
RPMS119	STRAIGHT	9.5'
RPMS114	CURVED	6'
RPMS115	CURVED/STRAIGHT	6'
RPMS113	STRAIGHT	6'

\* Sets RPMS118 AND RPMS119 are required to make full set of Item RPMS118A

Letters - Numerals	
Stock #	Size
RPMS104L	4"
RPMS106L	6"
RPMS110L	10"
RPMS112L	12"
RPMS124L	24"
RPMS148L	48"
RPMS196L	96"

- ◆ Conforms to MUTCD specifications
- ◆ 1/8" thick heavyweight poly- vinyl
- ◆ Stencils roll-up for quick shipping
- ◆ Lightweight and Easy to transport
- ◆ Will not warp out of shape
- ◆ Fast easy cleanup, paint breaks and falls away by flexing and tapping a hard surface
- ◆ Call for Stencil Quote



**SAVE Time, Money & Clean-up!**



Unlike wood, aluminum and other stencils, these plastic stencils will not break, warp, bend, crease, or load up with paint.

## Inverted Tip Marking Paint

Standard and Fluorescent Colors		
RED (RE)	ORANGE (OR)	BLUE (B)
FL RED (FRE)	FL ORANGE (FOR)	FL BLUE (FBL)
GREEN (GR)	FL RED/ORANGE (FROR)	YELLOW (YE)
FL GREEN (FGR)	FL PINK (FPI)	WHITE (WH)
RPMPITIP(WB)(XX)	Water Based Paint	
RPMPITIP(SB)(XX)	Solvent Based Paint	



- ◆ 20 oz. Krylon
- ◆ Sold by Case (12 Cans/Case)
- ◆ Water-based and Solvent-based



**MIX-n-MATCH**  
colors in case

Stock#	Description
RPMPITIPHWAND	12" Hand-held Wand
RPMPITIPMWAND	34" Marking Wand



## Glass Beads



Raised Pavement Markers available see page 26

### RPMBEAD

- ◆ "Drop On" Glass Beads
- ◆ AASHTO Type I Specifications
- ◆ 50 Lb. Bags

**BEST PRICE**  
40 Bag Pallet

## Temporary Pavement Tape




RPMPTRFOL200W0450 White  
RPMPTRFOL200Y0450 Yellow

Reflective temporary construction grade pavement tape withstands tough weather and road conditions.  
4" X 50 yards

# Facility Signs

Made from .040" aluminum with a painted finish, and corner holes for wall mount.



ISS0710A230



ISS0710A231



ISS0710A232



ISS0710A233



ISS0710A234



ISS0710A235



ISS0710A220



ISS1014A225



ISS1014A226



ISS1014A227



ISS1014A210



ISS1014A211



ISS1014A212



ISS1014A204



ISS1014A205



ISS1014A206



ISS1014A207



ISS1014A200



ISS1014A201



ISS1014A202



ISS1014A203



ISS0424A215



ISS0424A216




ISS0424A217

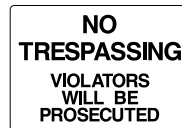
These .040" Aluminum non-reflective signs are less expensive than reflective which makes them ideal for private properties.




ISS1420AP401



ISS1420AP402



ISS1420AP403



ISS1420AP404



ISS1420AP405



ISS1420AP406



ISS1420AP407



ISS1420AP408



ISS1420AP409



ISS1420AP410



ISS1420AP411



ISS1420AP412



ISS1420AP413



ISS1420AP414



ISS1420AP415



ISS1420AP416



ISS1420AP417



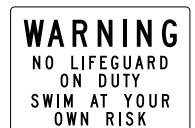
ISS1420AP418



ISS1420AP419



ISS1420AP420



ISS1420AP421



# 10" x 14" OSHA Signs

OSHA signs are available on non-reflective .040" aluminum (A) or stick on decal (S) material.



ISS1014 (A or S) 1(XXXX)



ISS1014 (A or S) 2(XXXX)



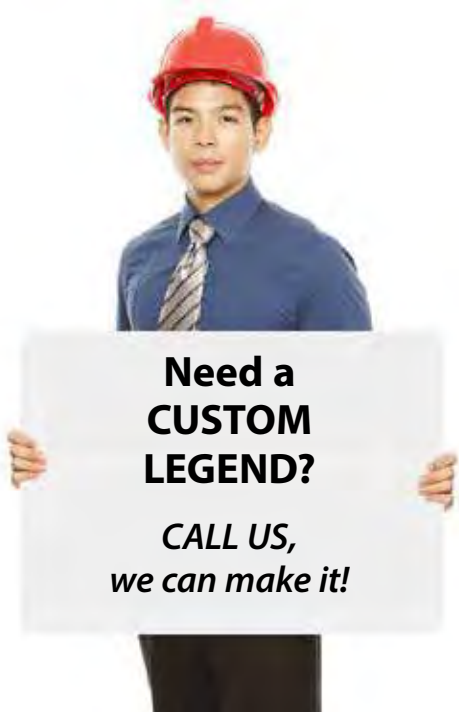
ISS1014 (A or S) 3(XXXX)



ISS1014 (A or S) 4(XXXX)



ISS1014 (A or S) 5(XXXX)



Need a  
**CUSTOM  
LEGEND?**

CALL US,  
we can make it!

**10" Wall Mount Bracket**

Bent at a 90° Angle for 10"X14" Sign with Industrial Safety Punch and Radius.

**POSTED  
No Trespassing Signs**

**POSTED NO TRESPASSING**

- ◆ 12 1/4" Wide
- ◆ High Intensity Prismatic Sheeting

S1209P409H

**POSTED NO TRESPASSING**

- ◆ 2 Nail Holes For Easy Mounting

S1209P410H

**Product Code Explanation**

**ISS 1014 X # XXXX**

- Industrial Safety Code
- Legend Code 79 available
- Choose Header 1, 2, 3, 4, or 5 Specify when ordering
- 10" x 14" sign 7" x 10" & 14" x 20" also available
- A - .080" Aluminum S - Vinyl Stick on Decal

Match a Header above with a Legend below:

Code	Legend	Code	Legend
0010	ACETYLENE	0420	HOT
0020	ACID	0430	KEEP AISLES CLEAR
0030	AMMONIA	0440	KEEP GATE CLOSED
0040	ASBESTOS - CANCER & LUNG DISEASE HAZARD - AUTHORIZED PERSONNEL ONLY - RESPIRATORS & PROTECTIVE CLOTHING	0450	KEEP THIS AREA CLEAN
0050	AUTHORIZED PERSONNEL ONLY	0460	KEEP THIS DOOR CLOSED
0060	BE CAREFUL	0470	KEEP THIS PLACE CLEAN AND ORDERLY
0070	BURIED CABLE	0480	LOW HEADROOM
0080	CAUSTIC	0490	NO ADMITTANCE
0090	CHEMICAL STORAGE AREA, KEEP OUT	0500	NON-POTABLE WATER - NOT FOR DRINKING OR COOKING USE
0110	CHLORINE	0510	NO SMOKING
0120	CONSTRUCTION AREA	0520	NO SMOKING BEYOND THIS POINT
0130	CRANE WORKING OVERHEAD	0530	NO SMOKING MATCHES OR OPEN FLAME
0140	DIESEL FUEL	0540	NO SMOKING OXYGEN IN USE
0150	DO NOT BLOCK DOOR	0550	NO TRESPASSING
0160	DO NOT ENTER	0560	OPEN HOLE
0170	DO NOT ENTER UNLESS WEARING SAFETY EQUIPMENT	0570	OPEN PIT
0180	DO NOT LIFT MORE THAN YOU ARE ABLE	0580	OUT OF ORDER
0190	DO NOT OPERATE MACHINERY WITHOUT GUARDS	0590	POISON
0200	EAR PROTECTION REQUIRED BEYOND THIS POINT	0600	POISON GAS
0210	EAR PROTECTION REQUIRED IN THIS AREA	0610	REPORT ALL ACCIDENTS NO MATTER HOW SMALL TO YOUR FOREMAN
0220	EMERGENCY SHOWER	0620	REPORT ALL UNSAFE CONDITIONS TO YOUR FOREMAN
0230	EMERGENCY SHOWER/EYEWASH	0630	RESPIRATORS REQUIRED IN THIS AREA
0240	EXPLOSIVE GAS NO SMOKING	0640	RESTRICTED AREA
0250	EXPLOSIVES	0650	SLIPPERY WHEN WET
0260	EYE AND EAR PROTECTION MUST BE WORN IN THIS AREA	0660	STEP DOWN
0270	EYE PROTECTION REQUIRED BEYOND THIS POINT	0670	STEP UP
0280	EYE PROTECTION REQUIRED IN THIS AREA	0680	SULFURIC ACID
0290	EYEWASH FOUNTAIN HERE	0690	THE SAFE WAY IS THE BEST WAY
0300	FLAMMABLE	0700	THERE IS NO SUBSTITUTE FOR SAFETY
0310	FLAMMABLE GAS	0710	THIS MACHINE STARTS AUTOMATICALLY
0320	FLAMMABLE LIQUIDS	0720	USE HANDRAIL
0330	FLAMMABLE MATERIAL NO SMOKING	0730	WALK, DON'T RUN
0340	FLOOR SLIPPERY WHEN WET	0740	WATCH OUT FOR FORKLIFT TRUCKS
0350	FOOT PROTECTION REQUIRED BEYOND THIS POINT	0750	WATCH YOUR STEP
0360	GASOLINE	0760	WEAR GOGGLES, RUBBER GLOVES, AND APRON WHILE HANDLING ACIDS OR CAUSTICS
0370	HARD HAT AREA	0770	WEAR GOGGLES WHILE USING THIS MACHINE
0380	HARD HAT PROTECTION REQUIRED BEYOND THIS POINT	0780	WET FLOOR
0390	HAZARDOUS MATERIAL STORAGE AREA	0790	WHEELS MUST BE CHOCKED WHEN LOADING OR UNLOADING
0400	HIGH PRESSURE GAS LINE		
220	HIGH VOLTAGE		
0410	HIGH VOLTAGE KEEP OUT		


**79 STANDARD LEGENDS AVAILABLE**

OSHA • FACILITY SIGNS

# Cones & Cone Bars

## Traffic Cones

- ◆ Flexible Bright Fluorescent Orange or Lime PVC
- ◆ Many Sizes and Reflective Collars available
- ◆ Some sizes require minimum quantity order, please inquire for details.



## Cone Bars provide an Instant Barrier in Seconds!!

- ◆ Use on Cones and Knob-top Delineators
- ◆ Extends from 3.8'-6'
- ◆ Ultra lightweight - 1.35#
- ◆ Engineer Grade Reflective
- ◆ Reusable, made from ABS Plastic



RSPCCZCB6OW  
Orange/White  
RSPCCZCB6YB  
Yellow/Black

## Channelizers



RSPCC42PSO46  
Standard

### Stacker Cone

- ◆ 42" tall cones are in the driver's line of sight
- ◆ Easily Stackable for Storage
- ◆ Slotted handle is ideal for caution tape
- ◆ Recycled rubber base: 16 lbs or optional sand fillable base up to 16 lbs.
- ◆ Dimensions: 42" H x 9.8" W  
Weight: 3 lbs.
- ◆ NCHRP-350 Accepted and Meets MUTCD Standards

(at left) Sand fillable base up to 16 lb.

Specifications	Standard	Additional Options Available
Color	Orange	Yellow
Stripe Width	1 each 4" and 6" HIP	NONE
Stripe Color	White	4" Blue and 6" Green on Yellow Cone
Base	16 lbs Rubber	Sand Fillable up to 16 lbs



RSPCTPO42D3  
Standard

### Open Top Delineator

- ◆ Quick and easy set-up
- ◆ Reflective Bands, 3" or 4" wide
- ◆ Flange on bottom grabs base for tight fit, 5.375" diameter
- ◆ Post Diameter: 4"
- ◆ Recycled rubber bases: 8 lbs, 10 lbs, 12 lbs, and 18 lbs
- ◆ 2 Sizes: 42" H - weight 1.7 lbs  
28" H - weight 1.1 lbs
- ◆ NCHRP-350 Accepted and Meets MUTCD Standards



Available Bases  
8 lb. base  
10 lb. base  
12 lb. base  
18 lb. base

Specifications	Standard	Additional Options Available
Height/Weight	42" / 1.7 lbs	28" / 1.1 lbs
Reflectivity	ENG	NONE -or- HIP -or- DG
Band (Stripe Width)	2 each - 3"	2 each - 4"
Base	8 lbs	10 lbs, 12 lbs, 18 lbs
Handle	NONE	Upgrade to the Claw Delineator