



# Roadway Safety Catalog

# Table of Contents

## Traffic Control Devices • Custom Graphics • Sign Shop Supplies

### TRAFFIC SIGNS

**Traffic Signs .....3-15**

- Regulatory* ..... 3-7
- Parking* ..... 4-5
- Dating Stickers • Delineators • Object Markers* ..... 7
- Warning*..... 8-10
- School* ..... 11
- Civic* ..... 12
- Guide • Bike • Text Stop* ..... 13
- Street Name • Metro Street Name* ..... 14
- Post Reflectors • Enhanced Conspicuity*..... 15

### CUSTOM STREET NAME SYSTEM

**The Custom Street Name System ..... 16-17**

### POSTS • BRACKETS • HARDWARE

**Posts • Brackets • Hardware ..... 18-24**

- U-Channel Posts*..... 18
- Round Posts / Square Posts • V-Locs*..... 19
- Drive Caps • Pullers* ..... 20
- Street Sign Brackets* ..... 20-21
- Flexible Delineators*..... 21
- Overhead Brackets*..... 22-23
- Pole Brackets* ..... 24
- Stainless Steel Strapping Kits & Tools* ..... 24

### PAVEMENT MARKINGS

**Pavement Markings ..... 25-27**

### OSHA • FACILITY SIGNS

**OSHA • Facility Signs ..... 28-29**

### CONSTRUCTION WORK ZONE

**Construction Work Zone .....30-43**

- Cones • Cone Bars* ..... 30
- Channelizers*..... 30-31
- Barrels • Drums* ..... 32
- Barricades • Barricade Sheeting* ..... 32-35
- Sandwich Boards* ..... 35
- Caution Tape • Marking Flags*..... 35
- Pedestrian Barricades* ..... 36
- Trench Covers • Curb Ramps*..... 37
- Safety Vests* ..... 37
- Construction Signs / Roll Up Signs*..... 38-39
- Safety Flags • SMV Emblem • Conspicuity Tape* ..... 39
- Sign Stands* ..... 40
- Barricade Lights • Barricade Brackets* ..... 41
- Traffic Batons* ..... 41
- Hand Paddles*..... 42-43

### SIGN SHOP SUPPLIES

**Roll Goods .....44-46**

**Application Accessories .....46**

**Plastic and Wire Sign Stands ..... 47**

**Substrates ..... 46-52**

- Aluminum Composite Sheets / Magnetic* ..... 46
- Corrugated Plastic / Banner Materials*..... 47
- Reflective Custom Blanks / Die Cuts* ..... 48
- Aluminum Sheets • Precut .040" Blanks*..... 49
- Sheeted Blanks* ..... 50
- Aluminum Blanks*..... 51
- Border Blanks • OSHA Headers* ..... 52

### CUSTOM GRAPHICS

**Custom Graphics • Decals ..... 53-55**

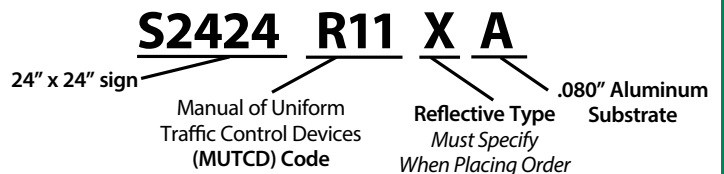
Our Products Use:



### Notice Regarding Traffic Signs

Traffic signs depicted in this catalog will be made from ASTM Type III/IV High Intensity Prismatic Reflective on .080" thick aluminum unless otherwise noted.

### Product Code Explanation



# Retro-Reflective Sheeting

*Signs can be made to order with your choice of retro-reflective sheeting:*

PART # <i>Replace (X) with</i>	Sheeting Name	Sheeting Description
<b>H</b>	<b>3M™</b> High Intensity Prismatic	<i>The most common sheeting type for signs in America today.</i> Meets retro-reflectivity requirements. ASTM Type III & IV   Standard <b>3M™</b> 10 year warranty.
<b>D</b>	<b>3M™</b> VIP Diamond Grade™	<i>A high performance sheeting</i> from the 3M™ Diamond Grade™ line of retro-reflective sheeting. Fluorescent colors available. ASTM Type IX   Standard <b>3M™</b> 12 year warranty.
<b>3</b>	<b>3M™</b> DG <sup>3</sup> Diamond Grade™ Cube	<i>The highest performing retro-reflective sheeting.</i> Fluorescent colors available. ASTM Type XI   Standard <b>3M™</b> 12 year warranty.
<b>E</b>	Engineer Grade	<i>The most common sheeting type for parking &amp; non-critical signs.</i> Yellow and Orange do NOT meet retro-reflective requirements and should NOT be used on traffic signs. <b>ASTM Type I</b>   No warranty.

# Intersection Signs



S3030R11(X)A  
S3636R11(X)A  
S4848R11(X)A



S3030R12(X)A  
S3636R12(X)A  
S4848R12(X)A



S3030R51(X)A  
S3636R51(X)A



S2412W44APL(X)A




S2412W44P(X)A



S3018R51A(X)A  
S3624R51A(X)A



S1806R13P(X)A



S2418R110P(X)A




S2412W44APR(X)A



S2412W44BP(X)A

# Speed Limit Signs



Find More Post, Brackets and Mounting Hardware  
On Pages 18-22



S1824R2105(X)A  
S2430R2105(X)A



S1824R2110(X)A  
S2430R2110(X)A



S1824R2115(X)A  
S2430R2115(X)A



S1824R2120(X)A  
S2430R2120(X)A



S1824R2125(X)A  
S2430R2125(X)A



S1824R2130(X)A  
S2430R2130(X)A



S1824R2135(X)A  
S2430R2135(X)A



S1824R2140(X)A  
S2430R2140(X)A




S1824R2145(X)A  
S2430R2145(X)A



S1824R2150(X)A  
S2430R2150(X)A



S1824R2155(X)A  
S2430R2155(X)A



S1824R25D(X)A  
S2430R25D(X)A



Sign Saver  
BA080SAVER



Vandal  
Proof Nut &  
Carriage Bolt



Anchor Plate  
BA080APLATEUCH

# Disabled Parking Signs

# State Specification



S1218R78(X)A



S1218R78VA(X)A



S1218R78D(X)A



S1218R7500(X)A



(North Carolina)  
SNC1226R78(X)A



(Texas)  
STX1224R78(X)A



(Florida)  
SFL1218R75(X)A



(South Florida)  
SFLS1218R75(X)A



S1218R7504(X)A



S1218R7502(X)A



S1218R7502N(X)A



S1218R75HPO(X)A



(North Carolina)  
SNC1209R75(X)A



(Texas)  
STX1209R75(X)A



(Georgia)  
SGA1218R75(X)A



(New Jersey)  
SNJ1012R78250(X)A



S1212D96(X)A  
S1818D96(X)A



S1206R78PB(X)A



S1206R78PG(X)A

**Your State Signs Available Upon Request**

# No Parking Signs



S1218R83A(X)A



S1218R83AD(X)A



S1218R83AL(X)A



S1218R83AR(X)A



S1218R7200(X)A



S1218R76(X)A



S1218R76D(X)A



S1206R7201PA(X)A



S1218R7100(X)A



S1218R71(X)A



S1218R71D(X)A



S1218R71L(X)A



S1218R71R(X)A



S1218R713(X)A



S1218R711(X)A



S1206R7201P(X)A



S1206R7201AP(X)A



S1218R7232(X)A



S1218R712(X)A



S1218R712D(X)A



S1218R712L(X)A



S1218R712R(X)A



S1218R7216(X)A



S1218R7217(X)A



S1206R7202P(X)A



S1218R7228(X)A



S1218R7221(X)A



S1218R7224(X)A



S1218R7225(X)A



S1218R7236(X)A



S1218R7235(X)A



S1218R7215(X)A



S1212R83(X)A  
S2424R83(X)A



S1218R7227(X)A



S1218R7213(X)A



S1218R7222(X)A



S1218R74M(X)A



S1218R7212(X)A



S1218R7230(X)A



S1218R7220(X)A



S1218R7229(X)A

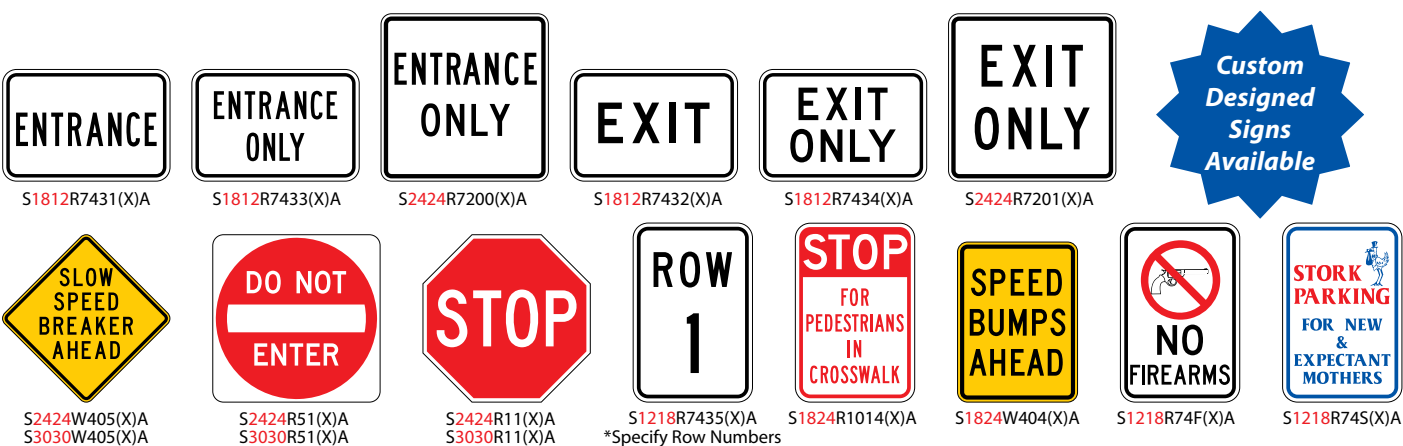
## Permissive Parking Signs



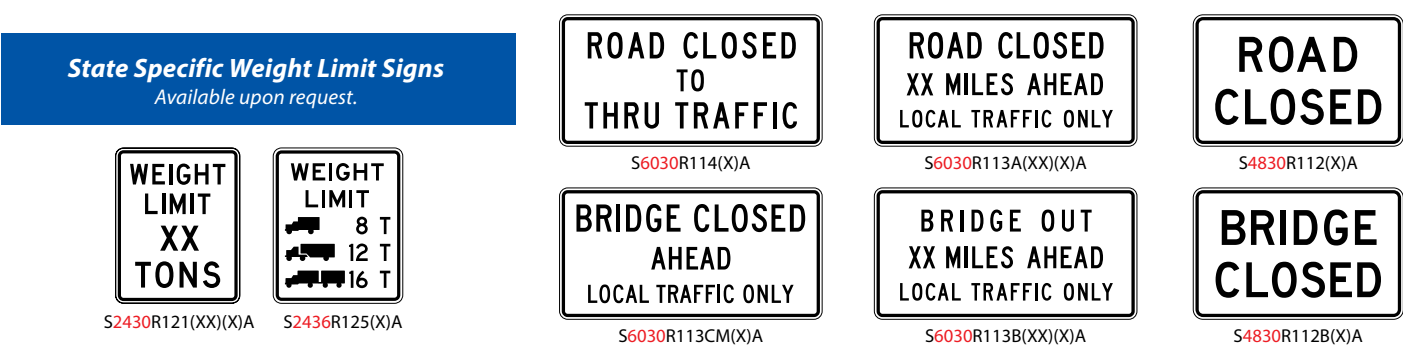
## Private Parking Signs



## Parking Lot Signs



## Road Closed & Weight Limit Signs



TRAFFIC SIGNS



## Restrictive Traffic Prohibition Signs



No Right Turn  
S2424R31(X)A



No Left Turn  
S2424R32(X)A



No U-Turn  
S2424R34(X)A



No Trucks  
S2424R52(X)A



No Bicycles  
S2424R56(X)A



S2424R33(X)A



S2424R53(X)A



S2418R31P(X)A



S2418R32P(X)A



S2418R34P(X)A



S2418R52P(X)A



S2418R56P(X)A



S2418R141(X)A

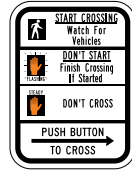
## Pedestrian Signs



S3636R15L(X)A



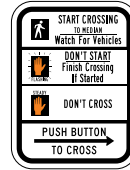
S3636R15R(X)A



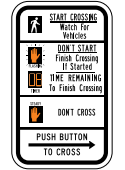
S0912R103B(R)(X)A



S0912R103C(R)(X)A



S0912R103D(R)(X)A



S0915R103E(R)(X)A



S1818R94(X)A  
S2424R94(X)A



S1818R93(X)A  
S2424R93(X)A



S0912R102(X)A



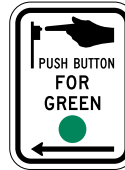
S0912R103(R)(X)A



S0915R103A(L)(X)A



S0915R104A(R)(X)A



S0912R104(L)(X)A



S1236R16AHDAG



S1236R16HDAG

(L) or (R)  
Specify Left or Right  
when Ordering

## Intersection and Center Lane Control Signs



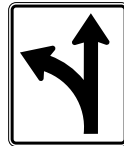
Mandatory  
Left Turn  
S3036R35L(X)A



Mandatory  
Straight  
S3036R35A(X)A



Mandatory  
Right Turn  
S3036R35R(X)A



Optional  
Movement Left  
S3036R36L(X)A



Optional  
Movement Right  
S3036R36R(X)A



Two Way Left Turn  
Overhead Mounted  
S3036R39A(X)A



Two Way Left Turn  
Post Mounted  
S2436R39B(X)A



Double Turn Right  
S3030R38R(X)A



S3030R37L(X)A



S3030R37R(X)A



S3030R38L(X)A



S1824R41(X)A  
S2430R41(X)A



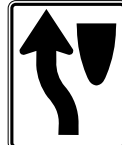
S1824R42(X)A  
S2430R42(X)A



S2430R107(X)A



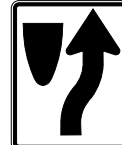
S1824R62A(X)A



Keep Left  
S1824R48(X)A  
S2430R48(X)A



Keep Left  
S1824R47(X)A  
S2430R47(X)A



Keep Right  
S1824R47(X)A  
S2430R47(X)A



Keep Right  
S1824R47A(X)A  
S2430R47A(X)A



S1824R109A(X)A



S1824R109(X)A



S1824R62L(X)A  
S2430R62L(X)A



S1824R62R(X)A  
S2430R62R(X)A



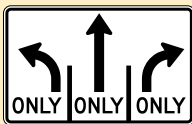
S3612R61L(X)A



S3612R61R(X)A



S4830R38A(X)A



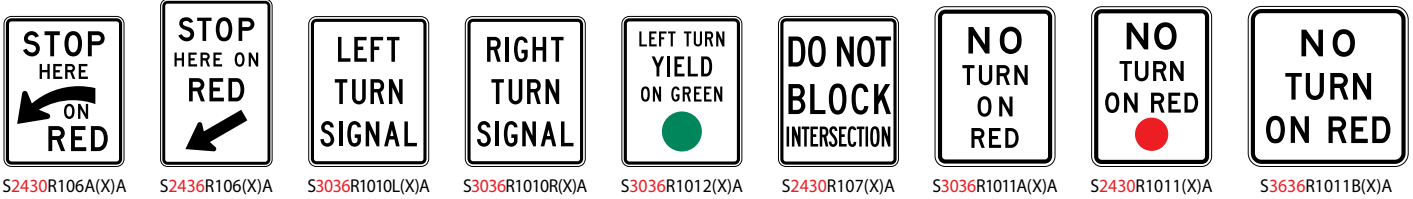
S4830R38B(X)A



S4830R38ALTM(X)A

Call for  
Quotation  
on  
R3-8 Signs

# Traffic Signal Signs



S2430R106A(X)A S2436R106(X)A S3036R1010L(X)A S3036R1010R(X)A S3036R1012(X)A S2430R107(X)A S3036R1011A(X)A S2430R1011(X)A S3636R1011B(X)A

# Dating Stickers

3 ways to implement the Expected Sign Life or the Blanket Replacement Method of maintaining traffic sign retro-reflectivity.

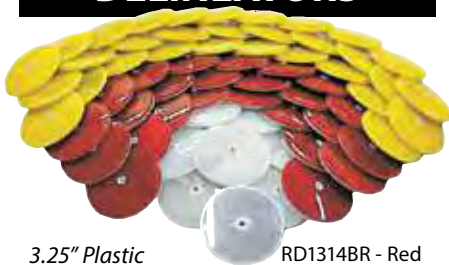
<b>Expected Sign Life METHOD:</b>	<i>Signs must be replaced before they reach the end of their expected sign life. An agency must have documentation of expected replacement for individual signs.</i>
<b>Blanket Replacement METHOD:</b>	<i>The agency will replace all the signs in an area or of a specific series at given intervals. The agency can use stickers that specify installation dates to help them know when to replace all signs in the area or series</i>
<b>Specify Year and Material when ordering.</b>	<b>High Intensity (H) or Engineer Grade (E)</b>

<b>GENERIC DATING STICKER</b> 2 1/4" WIDE x 1 1/8" HIGH	The Generic dating sticker provides the year and you simply punch out the month that applies to either the date of installation or replacement date.	Sign Installation Date Style #DGID(X)15 	 Expected Sign Life Style #DGES(X)25
<b>WARNING MESSAGE DATING STICKER</b> 4" WIDE x 2 1/4" HIGH	The Warning Message dating sticker provides a deterrent to vandalism and theft while still maintaining the date of installation or replacement date.	Sign Installation Date Style #DWID(X)15 	 Expected Sign Life Style #DWES(X)25
<b>UNIQUE DATING STICKER</b> 4" WIDE x 2 1/4" HIGH	The Unique dating sticker serves both purposes listed above while also allowing you to use logos and text of your choosing.	Sign Installation Date Style #DUID(X)15 	 Expected Sign Life Style #DUES(X)25



# Markers & Delineators

## DELINEATORS



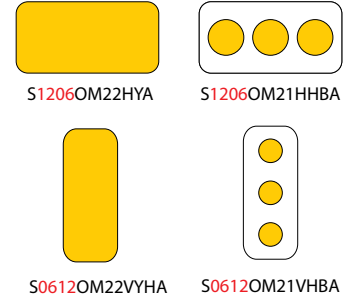
3.25" Plastic Back with Center Mounting Hole  
RD1314BR - Red  
RD1314BW - White  
RD1314BY - Yellow

## TYPE I OBJECT MARKERS



S1818OM11HBA Yellow HIP w/ Yellow plastic reflectors  
S1818OM12HA Black w/ Yellow HIP reflectors  
BA080HYE1818D OM1-3 HIP Yellow

## TYPE II OBJECT MARKERS



S1206OM22HYA S1206OM21HHBA  
S0612OM22VYHA S0612OM21VHBA

## END OF ROADWAY MARKERS



S1818OM41HBA Red HIP w/ Red plastic reflectors  
S1818OM42HA Black w/ Red HIP reflectors  
BA080HRE1818D OM4-3 HIP Red

## TYPE III OBJECT MARKERS


























S1236 OM3L(X)A S1236 OM3R(X)A S1236 OM3C(X)A

### NOTICE

Items shown on this page are standard products and have standard lead times. Please ask a customer service specialist for non-standard items and lead times. If plastic buttons are required, please specify when placing order.



# Horizontal Alignment and Intersection Warning Signs

					
Turn Left S3030W111L(X)A S3636W111L(X)A	Turn Right S3030W111R(X)A S3636W111R(X)A	Curve Left S3030W121L(X)A S3636W121L(X)A	Curve Right S3030W121R(X)A S3636W121R(X)A	Reverse Turn Left S3030W131L(X)A S3636W131L(X)A	Reverse Turn Right S3030W131R(X)A S3636W131R(X)A
					
Reverse Curve Left S3030W141L(X)A S3636W141L(X)A	Reverse Curve Right S3030W141R(X)A S3636W141R(X)A	Winding Road Left S3030W151L(X)A S3636W151L(X)A	Winding Road Right S3030W151R(X)A S3636W151R(X)A	Hairpin Curve Left S3030W111L(X)A	Hairpin Curve Right S3030W111R(X)A
					
Side Road Oblique Left S2424W23L(X)A S3030W23L(X)A S3636W23L(X)A	Side Road Oblique Right S2424W23R(X)A S3030W23R(X)A S3636W23R(X)A	Side Road S2424W22(X)A S3030W22(X)A S3636W22(X)A	Horizontal Alignment Right S3636W110R(X)A	Horizontal Alignment Left S3636W110L(X)A	TRAFFIC CIRCLE Circular Intersection S2418W1612P(X)A S2424W26(X)A S3030W26(X)A S3636W26(X)A
					
Y Intersection S2424W25(X)A S3030W25(X)A S3636W25(X)A	T Intersection S2424W24(X)A S3030W24(X)A S3636W24(X)A	Crossroad S2424W21(X)A S3030W21(X)A S3636W21(X)A	Offset Side Road Left S2424W27L(X)A S3030W27L(X)A	Offset Side Road Right S2424W27R(X)A S3030W27R(X)A	



S1824W18(X)A   S2430W18(X)A

## CHEVRONS



Add Visibility to High Risk Areas

For Maximum Visibility use Fluorescent Yellow Chevrons. Call for a quote.



RPBCAB2 Chevron Adjustable Bracket Fits 12x18, 18X24 & 24X30 Chevrons















RPBCAB3 Chevron Adjustable Bracket Fits 24X30 & 30X36 Chevrons

	
Single Arrow S3618W16(X)A S4824W16(X)A	Double Arrow S3618W17(X)A S4824W17(X)A

# Warning and Passing Signs


			
Merge Left S3030W41L(X)A S3636W41L(X)A	Merge Right S3030W41R(X)A S3636W41R(X)A	Pavement Width Transition Left S3030W42L(X)A S3636W42L(X)A	Pavement Width Transition Right S3030W42R(X)A S3636W42R(X)A
			
Added Lane Left S3030W43L(X)A S3636W43L(X)A	Added Lane Right S3030W43R(X)A S3636W43R(X)A	Two Way Traffic S3636W63(X)A	LEFT LANE ENDS S3030W91L(X)A S3636W91L(X)A
			
RIGHT LANE ENDS S3030W91R(X)A S3636W91R(X)A	LANE ENDS MERGE LEFT S3030W92L(X)A S3636W92L(X)A	LANE ENDS MERGE RIGHT S3030W92R(X)A S3636W92R(X)A	NO PASSING ZONE S4030W143(X)A S3648W143(X)A

# Supplemental Plaques

			
NEXT 500 FT S3024W164P(X)A * Specify Distance	2 MILES S3024W163P(X)A * Specify Distance	WHEN FLASHING S2418W1613P(X)A	500 FEET S2418W162P(X)A S3024W162P(X)A * Specify Distance
			
500 FT S2412W162AP(X)A S3018W162AP(X)A * Specify Distance	2 MILES S3012W163AP(X)A * Specify Distance	FIRST ST S08(XX)W168P(X)A * Specify Text	AHEAD S2412W169P(X)A S3018W169P(X)A
			
ELM STREET LUMSDEN RD S15(XX)W168AP(X)A * Specify Text	S2412W167PL(X)A S3018W167PL(X)A		
			
S2418W166PR(X)A	S2418W166PL(X)A	S2418W165P(X)A	S2412W167PR(X)A S3018W167PR(X)A


# Low Clearance Signs

Customize Your Legends




Low Clearance  
S3030W122(X)A  
S3636W122(X)A  
S4848W122(X)A

Specify Height (W-122A) when placing order



S7824W122A(X)A



S2418W122P(X)A



# Vehicular & Non-Vehicular Traffic Signs



TRUCK  
CROSSING

Truck Crossing  
S2424W86(X)A  
S3030W86(X)A  
S3636W86(X)A



Truck Crossing  
S2424W1110(X)A  
S3030W1110(X)A  
S3636W1110(X)A



Farm Machinery  
Traffic  
S2424W115(X)A  
S3030W115(X)A  
S3636W115(X)A



Farm Machinery  
Traffic  
S2424W115A(X)A  
S3030W115A(X)A  
S3636W115A(X)A



Bicycle Traffic  
S2424W111(X)A  
S3030W111(X)A  
S3636W111(X)A



Golf Cart Traffic  
S2424W1111(X)A  
S3030W1111(X)A  
S3636W1111(X)A



Horse & Buggy  
Traffic  
S2424W1114(X)A  
S3030W1114(X)A  
S3636W1114(X)A



Pedestrian Traffic  
S2424W112(X)A  
S3030W112(X)A  
S3636W112(X)A



CATTLE  
XING

Cattle Traffic  
S2418W114P(X)A  
S2424W114(X)A  
S3030W114(X)A  
S3636W114(X)A



FIRE  
STATION

Emergency Vehicle  
S2418W118P(X)A  
S2424W118(X)A  
S3030W118(X)A  
S3636W118(X)A



Snow Mobile Traffic  
S2424W116(X)A  
S3030W116(X)A  
S3636W116(X)A



Equestrian Traffic  
S2424W117(X)A  
S3030W117(X)A  
S3636W117(X)A



Handicapped  
S3030W119(X)A  
S3636W119(X)A



Playground  
S2424W151(X)A  
S3030W151(X)A  
S3636W151(X)A



Ducks Crossing  
S2424W112(X)A  
S3030W112(X)A  
S3636W112(X)A



Deer Traffic  
S2424W113(X)A  
S3030W113(X)A  
S3636W113(X)A

Supplemental Plaques available to be displayed below Symbol Signs (CATTLE XING and FIRE STATION shown)

# FYG Pedestrian Signs



S2412W167PRDAG  
S3018W167PRDAG



S2412W167PLDAG  
S3018W167PLDAG



Bicycle Traffic  
S2424W111DAG  
S3030W111DAG  
S3636W111DAG



S2412W169PDAG  
S3018W169PDAG



S2418W165PDAG



S2418W166PLDAG



S2418W166PRDAG



Handicapped  
S3030W119DAG  
S3636W119DAG



Pedestrian Traffic  
S2424W112DAG  
S3030W112DAG  
S3636W112DAG

Find School Zone Signs on Page 13.

# Neighborhood & Child Safety Signs



S2424W404(X)A  
S3030W404(X)A



S2424W422(X)A  
S3030W422(X)A



S2424W423(X)A  
S3030W423(X)A



S2424W401(X)A  
S3030W401(X)A



S2424W404A(X)A  
S3030W404A(X)A



S2424W403(X)A  
S3030W403(X)A



S2424W406(X)A



S2424W425(X)A  
S3030W425(X)A



S2424W393(X)A  
S3030W393(X)A



S1824W421(X)A



Playground  
S2424W151(X)A  
S3030W151(X)A  
S3636W151(X)A



S1824PC135(X)A

# Highway Rail Grade Signs



Advance Warning  
S3636W102(X)A



Advance Warning  
S3636W103(X)A



Advance Warning  
S3636W104L(X)A



Advance Warning  
S3636W104R(X)A



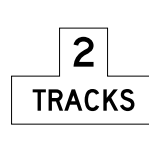
Skewed Crossing  
S3636W1012(X)A



Storage Space  
S3636W1011(X)A



Railroad  
Advance Warning  
S3030W101(X)A  
S3636W101(X)A



Number of Tracks  
S2709R152P(X)A  
Specify Tracks



Low Ground  
Clearance  
S3636W105(X)A

Enhance safety by making signs more visible using the Brite-Max Post Reflector System! See page 15 for more details.

















































Railroad Crossing  
S4809R151(X)A



S2430R88(X)A

# Roadway Conditions and Advance Traffic Control Signs

 LOW SHOULDER S2424W89(X)A S3030W89(X)A S3636W89(X)A	 LOW OR SOFT SHOULDER S3030W89B(X)A	 SHOULDER DROP-OFF S2418W817P(X)A S2424W817L(X)A S3030W817L(X)A S3636W817L(X)A	 NO SHOULDER S2424W823(X)A S3636W823(X)A	 SHOULDER ENDS S2424W825(X)A S3030W825(X)A S3636W825(X)A	 FOG AREA S2424W822(X)A S3636W822(X)A	 STOP AHEAD S2418W31AP(X)A S3030W31(X)A S3636W31(X)A
 GROOVED PAVEMENT S2424W815(X)A S3030W815(X)A S3636W815(X)A	 DANGEROUS INTERSECTION S2424W411(X)A S3030W411(X)A	 SLOW SPEED BREAKER AHEAD S2424W405(X)A S3030W405(X)A	 BE PREPARED TO STOP S3030W34(X)A S3636W34(X)A	 ROAD MAY FLOOD S2424W818(X)A S3030W818(X)A S3636W818(X)A	 METAL BRIDGE DECK S2424W816(X)A S3030W816(X)A S3636W816(X)A	 NO OUTLET S2406W142AL(X)A S3608W142AL(X)A
 ROAD NARROWS S2418W815P(X)A	 GUSTY WINDS AREA S2424W821(X)A S3636W821(X)A	 NARROW BRIDGE S3030W52(X)A S3636W52(X)A	 ONE LANE BRIDGE S3030W53(X)A S3636W53(X)A	 DIP S2424W82(X)A S3030W82(X)A S3636W82(X)A	 DEAD END S2406W141AR(X)A S3608W141AR(X)A	 YIELD AHEAD S2418W32AP(X)A S3030W32(X)A S3636W32(X)A
 Hill S2424W71(X)A S3030W71(X)A S3636W71(X)A	 SOFT SHOULDER S2424W84(X)A S3030W84(X)A S3636W84(X)A	 Slippery When Wet S2424W85(X)A S3030W85(X)A S3636W85(X)A	 LOOSE GRAVEL S2424W87(X)A S3030W87(X)A S3636W87(X)A	 ROUGH ROAD S2424W88(X)A S3030W88(X)A S3636W88(X)A	 FALLEN ROCKS S2424W814(X)A S3030W814(X)A S3636W814(X)A	 PAVEMENT ENDS S3030W83(X)A S3636W83(X)A
 DANGEROUS CURVE S2424W412(X)A S3030W412(X)A	 TRUCKS ENTERING HIGHWAY S2424W414(X)A S3030W414(X)A S3636W414(X)A	 BRIDGE OUT S2424W415(X)A S3030W415(X)A	 Double Arrow S3030W121(X)A S3636W121(X)A	 DEAD END S2424W141(X)A S3030W141(X)A S3636W141(X)A	 NO OUTLET S2424W142(X)A S3030W142(X)A S3636W142(X)A	 Divided Hwy S3636W61(X)A
 HIDDEN ENTRANCE S3030W424(X)A	 HIGH WATER S2424W155(X)A S3030W155(X)A	 WATER OVER ROAD S2424W156(X)A S3030W156(X)A	 SPEED HUMP S2424W171(X)A S3030W171(X)A S3636W171(X)A	 ROAD CLOSED S3030W203R(X)A	 SLOW S2424W402(X)A S3030W402(X)A S3636W402(X)A	 BUMP S2424W81(X)A S3030W81(X)A S3636W81(X)A
 BRIDGE ICES BEFORE ROAD S2424W813(X)A S3636W813(X)A	 Divided Hwy Ends S3636W62(X)A	 Divided Hwy Ends S3636W62(X)A	 SIGNAL AHEAD S2418W33P(X)A S3030W33(X)A S3636W33(X)A			

TRAFFIC SIGNS

# Speed Advisory Signs

 10 MPH S1818W131P10(X)A S2424W131P10(X)A	 15 MPH S1818W131P15(X)A S2424W131P15(X)A	 20 MPH S1818W131P20(X)A S2424W131P20(X)A	 25 MPH S1818W131P25(X)A S2424W131P25(X)A	 SPEED LIMIT 55 Speed Reduction S3636W35(X)(X)A
 30 MPH S1818W131P30(X)A S2424W131P30(X)A	 35 MPH S1818W131P35(X)A S2424W131P35(X)A	 40 MPH S1818W131P40(X)A S2424W131P40(X)A	 45 MPH S1818W131P45(X)A S2424W131P45(X)A	

**Custom Legends Available Upon Request**

## Product Code Explanation

**S2424 R11 X A**

- S2424: 24" x 24" sign
- R11: Manual of Uniform Traffic Control Devices (MUTCD) Code
- X: Reflective Type
- A: .080" Aluminum Substrate

Manual of Uniform Traffic Control Devices (MUTCD) Code

Reflective Type Must Specify When Placing Order

Specify Speed (Speed Reduction W-35) when placing order



# School Zone Signs



S1218R7360(X)A



S1218R7310(X)A



S1218R7321(X)A



S1218R7304(X)A



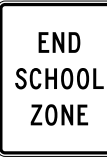
S1218R7309(X)A




S1218R7323(X)A



S1218R7217(X)A



S2430S52(X)A



S2430S53(X)A



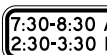
S2430R210(X)A



S2430R211(X)A



S2418R26P(X)A



S2410S41P(X)A  
\*Specify times



S2410S44P(X)A



S2410S46P(X)A



S2410S42P(X)A



S2412W165PDAG  
S3018W165PDAG



S2412S47PDAG  
S3018S47PDAG



S2412W167PRDAG  
S3018W167PRDAG



S2412W167PLDAG  
S3018W167PLDAG



S2412W166PRDAG  
S3018W166PRDAG



S2412W166PLDAG  
S3018W166PLDAG



S2412W166PLDAG  
S3018W166PLDAG



S2412W162APDAG  
S3018W162APDAG  
\*Specify FEET



S2412W169PDAG  
S3018W169PDAG



## 18"x18" STOP/STOP School Crossing Hand Paddles

are non-reflective with .040" aluminum faces and a 10" metal conduit handle. Includes hardware to assemble.

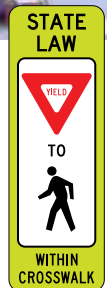
STOP/STOP Paddle  
SHP 1318ST040BNH  
HPHANDLE07

3M<sup>TM</sup> FYG Diamond Grade<sup>TM</sup>  
Required in School Zones

Find a full line of Easy Fold Sandwich Boards on page 35.



S1236R16AHDAG



S1236R16HDAG



S3030S11DAG  
S3636S11DAG



S2418W162PDAG  
S3024W162PDAG  
\*Specify FEET



S2448S51(XX)FHA  
\*Specify Speed



S2408S43PDAG



S3030S31DAG  
S3636S31DAG



S3030S45(XX)DAG  
S3636S45(XX)DAG  
\*Specify Speed



S3030S32DAG  
S3636S32DAG



S3030S45A(XX)DAG  
S3636S45A(XX)DAG  
\*Specify Speed

# In-Street Pedestrian Signage

Children and other pedestrians are at risk when crossing the street every single day.

- Quickly grabs motorist's attention and alerts them to pedestrians in crosswalk.
- Utilizes Highly Visible, Reflective Diamond Grade Fluorescent Yellow Green sheeting plus FYG posts.
- 12X36 Yield to Pedestrian -or- Stop for Pedestrian signs are constructed of durable plastic.

## 52" X-Tube Rigid Upright with Sign

PART #	LEGEND
RPOFPIPX50WHTSS603	YIELD to Ped - Double Faced
RPOFPIPX50WHTSS602	YIELD to Ped - Single Faced
RPOFPIPX50WHTSS605	STOP for Ped - Double Faced
RPOFPIPX50WHTSS604	STOP for Ped - Single Faced

Choose Sign from above to use with the Yeti Base

RPOFZPXTUBEBASEYETI "The Yeti" 40# Portable Base: A heavy duty portable base used in conjunction with our X-Tube upright.



## 42" EFX FYG Flexible Safety Post with Sign

PART #	LEGEND
RPOFPIPG342FLGFX613	YIELD to Ped - Double Faced
RPOFPIPG342FLGFX612	YIELD to Ped - Single Faced
RPOFPIPG342FLGFX615	STOP for Ped - Double Faced
RPOFPIPG342FLGFX614	STOP for Ped - Single Faced

Choose Sign from above to use with the Banana Base or Fixed Base

RPOFZPBANANABASE 35# Portable Banana Base: A rubber base for demanding applications.

Also Available: The 300 FYG Fixed Base for fixed installations where the post and base will remain on the road surface for an extended period of time

Bases are constructed of a UV stable, high impact plastic. Safety posts are mounted to the base with two nylon locking pins. Bases are secured to the roadway with either epoxy or bolts.

RPOFZPFG300BAFYG Fixed Base



# Litter & Adopt -A- Highway Signs



S1218R161(X)A  
S1824R161(X)A



S1218R163(X)A  
S1824R163(X)A



S1218R162(X)A  
S1824R162(X)A



S1218R164100(X)A  
S1218R164250(X)A  
S1218R164500(X)A  
\*Specify Fine



S1218R173(X)A  
S1824R173(X)A



S1218PC114(X)A  
S1824PC114(X)A  
\*Add Your Custom Legend



S3024PC113(X)A  
S4830PC113(X)A  
\*Add Your Custom Legend



S1218PC110(X)A  
S1824PC110(X)A

## Neighborhood Watch



S1218PC105(X)A



S1824PC130(X)A



S3018R7204(X)A



S1218R7412(X)A



S1824LE102(X)A



S1218LE101(X)A

## Route Marker Auxiliaries

3 Versions Available



U.S. or State Route  
S2115M21U(X)A



Interstate Route  
S2115M21I(X)A



County Route  
S2115M21C(X)A

Order by placing an (I), (U), or (C) in the item code as appropriate.

### Bicycle Routes



S1209M61B(X)A  
M5, M6 Series



S1206M21B(X)A  
M2, M3, M4 Series

All Legends shown below are available in Green for Bike Routes

Use 30" x 24" for 3 Digits Routes



County Route Marker  
S2424M16(X)A



Interstate Shield  
S2424M11(X)A  
S3024M11(X)A



U.S. Route Marker  
S2424M14(X)A  
S3024M14(X)A



State Route Marker  
S2424M15(X)A  
S3024M15(X)A



S2412M31(X)A



S2412M32(X)A



S2412M33(X)A



S2412M34(X)A



S2412M41(X)A



S2412M41A(X)A



S2412M414(X)A



S2412M42(X)A



S2412M43(X)A



S2412M44(X)A



S2412M45(X)A



S2412M46(X)A



S2412M47(X)A



S2412M47A(X)A



S2115M51L(X)A



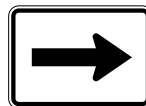
S2115M51R(X)A



S2115M52L(X)A



S2115M52R(X)A



S2115M61(X)A




S2115M62L(X)A



S2115M62R(X)A



S2115M63(X)A




S2115M64(X)A



S2115M65(X)A



S2115M66L(X)A



S2115M66R(X)A



S2115M67L(X)A



S2115M67R(X)A

## Bike Signs



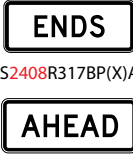
S1818R11(X)A  
S3030R11(X)A



S1818R12(X)A  
S3030R12(X)A



S2418R317(X)A



S2408R317BP(X)A



S2408R317AP(X)A



S1218R41(X)A  
S1824R41(X)A



S1218R42(X)A  
S1824R42(X)A



Bicycle  
Parking Area  
S1218D43L(X)A



S1212R93CP(X)A



S1218R95(X)A



S1218R51B(X)A



S1818R56(X)A  
S2424R56(X)A




S1218R79(X)A



S1218R79A(X)A



S1218R97(X)A



S1218R1022(X)A



S1218R96(X)A



S2418D111(X)A



S1818W54A(X)A



Bicycle Hill  
S1818W75(X)A  
S3030W75(X)A



S1209W810P(X)A  
S1818W810(X)A  
S3030W810(X)A



S1824W161P(X)A  
S1818W111(X)A  
S2424W111(X)A



Bicycle Route U.S.  
S1218M19(X)A  
S1824M19(X)A



Bicycle Route  
S1218M18(X)A  
S1824M18(X)A



Bicycle Route  
S1218M18A(X)A  
S1824M18A(X)A

## Guide Signs



Hospital  
S2424D92(X)A



Airport  
S2424I5(X)A



S3024D41(X)A




Library  
S2424I8(X)A



S3624I10(X)A  
S4836I10(X)A



S3024I9(X)A



S2406D92PA(X)A



S2406I5P(X)A



S2406D92PG(X)A



S2406I8P(X)A



S2406D92PB(X)A

To stay in compliance with the MUTCD, we recommend using **3M** High Intensity Prismatic for **Guide Signs**

*Customized Guide Signs for your State, County, City, Town or Community.*

*Call Sales for a Specialized Quote.*



## Custom Text Stop Signs



*Customized Texting Signs for your State, County, City, Town or Community.*



S1218RDTWD(X)A  
S1824RDTWD(X)A



# Street Name Signs

## Easy Order Checklist:

### 1 Select Blade

- Flat Blade .080" Aluminum
- Extruded Blade NO RADIUS  
6" and 9" Blade Heights Only
- Econo Vandal Resistant  
3MM ACM MATERIAL - NO SCRAP VALUE  
6", 8" and 9" Blade Heights Only

### 2 Reflective Type

- High Intensity Prismatic
- Engineer Grade
- VIP MUTCD guidance - For ground and overhead mounted signage, White reflective must be ≥120 candlepower.
- DG<sup>3</sup> Green must be ≥7.

### 3 Color Scheme

- White on Green
- White on Blue
- White on Brown
- Black on White
- Other  
MUTCD guidance - Acceptable alternative background colors to Green are Blue, Brown or White. The legend shall be White, except for Black on White signs.

### 4 Sides

- Double Face Standard
- Single Face

### 5 Border

- None MUTCD guidance - Borders are optional, but if used, must be the same color as the letters.
- Edge
- Inset

### 6 Logo or Route Symbol

- None MUTCD guidance - Route symbols or Logos may be placed on the left side of a sign. The maximum height is the same as the letter height.
- Yes

### 7 Vandal Resistant

#### Hole Punch

- None
- VPA 12 Bolt thru
- Other

Street Name Signs are Priced based on Length. Please e-mail or fax your list of signs, along with the specifications you've selected for a personalized quotation.

## Roadway Type Local Two Lane Roads 0-25 MPH

MUTCD guidance - Initial upper-case letters at least 4" high and lower-case letters 3/4 height of upper-case.

### 8 Dimensions

Maple

Blade Height: 6" | Corner Radius .75"  
Letter Height: 4" | Prefix/Suffix Height: 2"  
Font: Highway Gothic B | Case: U/L

MAIN

Blade Height: 6" | Corner Radius .75"  
Letter Height: 4" | Prefix/Suffix Height: 2"  
Font: Highway Gothic B | Case: Upper

Hickory

Blade Height: 8" | Corner Radius .75"  
Letter Height: 4" | Prefix/Suffix Height: 2"  
Font: Highway Gothic B | Case: U/L

Hickory

Blade Height: 8" | Corner Radius .75"  
Letter Height: 4" | Prefix/Suffix Height: 2"  
Font: Clearview | Case: U/L

We recommend using **3M™**  
High Intensity Prismatic for  
**Ground Mounted  
Street Name Signs**

## Two Lane Roads Over 25 MPH and Multi Lane Roads 0-40 MPH

MUTCD guidance - Initial upper-case letters at least 6" high and lower-case letters 3/4 height of upper-case.

Second

Blade Height: 9" | Corner Radius .75"  
Letter Height: 6" | Prefix/Suffix Height: 3"  
Font: Highway Gothic B | Case: U/L

SECOND

Blade Height: 9" | Corner Radius .75"  
Letter Height: 6" | Prefix/Suffix Height: 3"  
Font: Highway Gothic B | Case: Upper

Seventh

Blade Height: 12" | Corner Radius 1.5"  
Letter Height: 6" | Prefix/Suffix Height: 3"  
Font: Highway Gothic B | Case: U/L

Seventh

Blade Height: 12" | Corner Radius 1.5"  
Letter Height: 6" | Prefix/Suffix Height: 3"  
Font: Clearview | Case: U/L

## Multi Lane Roads Over 40 MPH

MUTCD guidance - Initial upper-case letters at least 8" high and lower-case letters 3/4 height of upper-case.

Cherry Rd

Blade Height: 12" | Corner Radius 1.5"  
Letter Height: 8" | Prefix/Suffix Height: 4"  
Font: Highway Gothic B | Case: U/L

Cherry Rd

Blade Height: 12" | Corner Radius 1.5"  
Letter Height: 8" | Prefix/Suffix Height: 4"  
Font: Clearview | Case: U/L

## Overhead Mast Arm

MUTCD guidance - Initial upper-case letters at least 12" high and lower-case letters 3/4 height of upper-case.

Custom D

Blade Height: 18" | Corner Radius 1.5"  
Letter Height: 8" | Prefix/Suffix Height: 8"  
Font: Highway Gothic C | Case: U/L

Holly Ct

Blade Height: 24" | Corner Radius 1.5"  
Letter Height: 12" | Prefix/Suffix Height: 12"  
Font: Highway Gothic C | Case: U/L

Third St

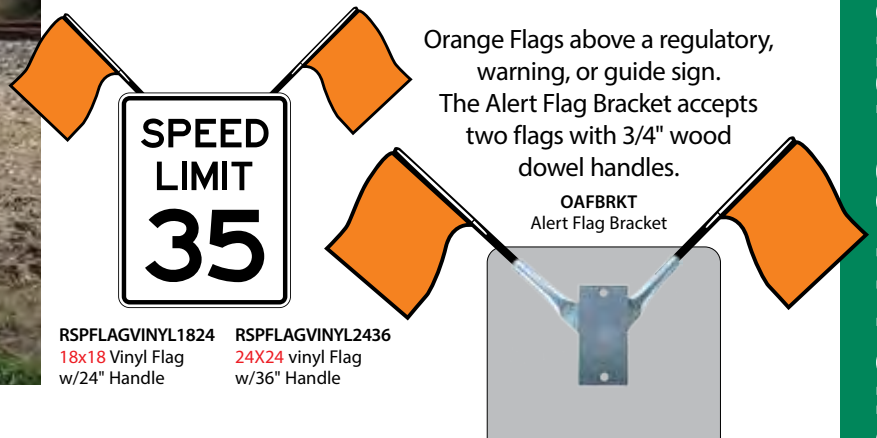
Blade Height: 24" | Corner Radius 1.5"  
Letter Height: 12" | Prefix/Suffix Height: 12"  
Font: Clearview | Case: U/L

## Brite-Max Post Reflectors



- ◆ Enhance safety by making signs more visible using the Brite-Max Post Reflector System!
- ◆ Each reflector is 30" long and may be stacked for more effectiveness.
- ◆ Fasten to U-Channel, square, or wood posts.
- ◆ **3M™** reflective sheeting on .080" Aluminum: Engineer Grade, High Intensity, VIP Diamond Grade™, or Fluorescent VIP Diamond Grade™
- ◆ Mounting hardware is available, sold separately.
- ◆ *Other lengths available. Call for quote.*

## Alert Flag Bracket



Orange Flags above a regulatory, warning, or guide sign. The Alert Flag Bracket accepts two flags with 3/4" wood dowel handles.

OAFBRKT  
Alert Flag Bracket

RSPFLAGVINYL1824  
18x18 Vinyl Flag  
w/24" Handle

RSPFLAGVINYL2436  
24X24 vinyl Flag  
w/36" Handle

## W16-15P NEW Sign



May be used above a warning or regulatory sign if the regulation or condition is new.

S2412W1615P(X)A

## Diagonal Stripes



Black and Yellow diagonal stripes may be used around a warning sign. Order the sign 6" larger

*Example:  
30x30 sign  
becomes 36x36*

## W16-18P NOTICE Sign



This sign may be used above a warning or regulatory sign.

S2412W1618P(X)A

## Supplemental Beacon



RSPBLL6YY - Yellow Lens  
RSPBLL6RY - Red Lens  
Type B LED

- ◆ Type B Light
- ◆ 6 Volt battery
- ◆ LED bulbs
- ◆ Detachable lens available upon request



RSPBLL3YYSA - Yellow Lens  
RSPBLL3RYSA - Red Lens  
Type B Solar LED

- ◆ Type B Light
- ◆ 3 Volt high efficiency lights LED bulbs
- ◆ Solar panel trickle charges "D" Cell alkaline batteries to give a long lasting, more reliable power source.

